



# 2012-2013 GMT Reports for District (or Undistricted) **District A 2**

GMT: **TERRY GRAHAM**

Location: **ONTARIO**

GMT CA: **2**

## CLUBS

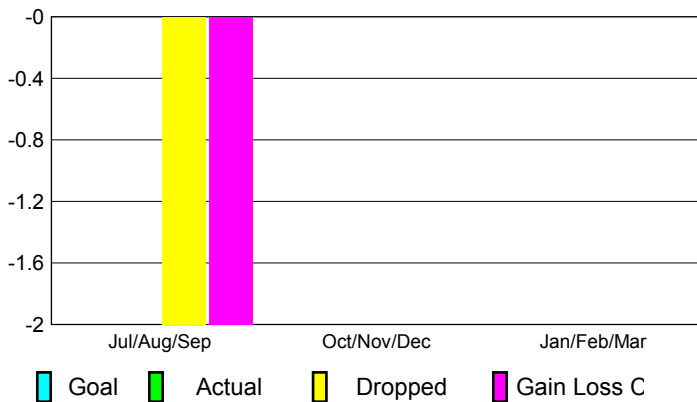
Club Results  
2012-2013

Clubs  
2011-2012

Month	New Club Goal	Actual New Clubs	Actual Dropped Clubs	Gain/Loss of Clubs	Gain/Loss of Clubs
Jul/Aug/Sep	0	0	-2	-2	0
Oct/Nov/Dec	0	0	0	0	0
Jan/Feb/Mar	0	0	0	0	0
<b>Totals</b>	<b>0</b>	<b>0</b>	<b>-2</b>	<b>-2</b>	<b>0</b>


### Club Results 2012-2013

Goal, New, Dropped, Gain/Loss




### Comparison of Club Gain/Loss

Current Year Compared to the Previous Year



### YTD Status Quo Clubs 2012-2013

Status Quo Clubs Compared to Status Quo Members



## MEMBERSHIP

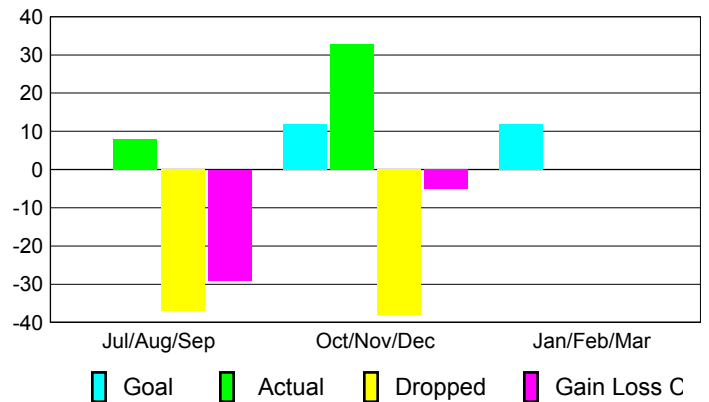
Membership Results  
2012-2013

Membership  
2011-2012

Month	Net Memb Goal	Actual New Memb	Actual Dropped Memb	Gain/Loss of Memb	Gain/Loss of Memb
Jul/Aug/Sep	0	8	-37	-29	-14
Oct/Nov/Dec	12	33	-38	-5	-9
Jan/Feb/Mar	12	0	0	0	8
<b>Totals</b>	<b>24</b>	<b>41</b>	<b>-75</b>	<b>-34</b>	<b>-15</b>

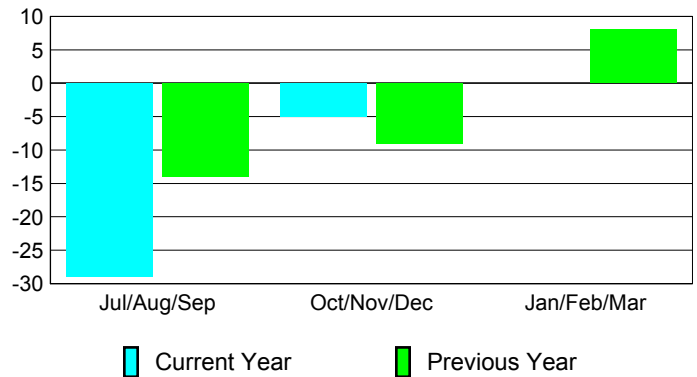
### Membership Results 2012-2013

Goal, New, Dropped, Gain/Loss

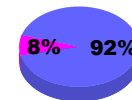


### Comparison of Membership Gain/Loss

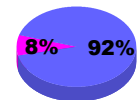
Current Year Compared to the Previous Year



### Gender Comparison 2012-2013



Jul/Aug/Sep



Oct/Nov/Dec

Jan/Feb/Mar

Male

Female